

Independent auditor's report on audited standalone financial results of Dvara Kshetriya Gramin Financial Services Private Limited for the quarter and year ended 31 March 2026

To

The Board of Directors of Dvara Kshetriya Gramin Financial Services Private Limited

Opinion

1. We have audited the accompanying statement of financial results of Dvara Kshetriya Gramin Financial Services Private Limited ('the Company') for the quarter and year ended 31 March 2026 ('the Statement'), being submitted by the Company pursuant to the requirement of Regulation 52 of the Securities and Exchange Board of India (Listing Obligations and Disclosure Requirements) Regulations, 2015 (as amended) ('Listing Regulations').
2. In our opinion and to the best of our information and according to the explanations given to us, the statement:
 - A. is presented in accordance with the requirements of Regulation 52 of the Listing Regulations and;
 - B. gives a true and fair view in conformity with the recognition and measurement principles laid down in the Indian Accounting Standards ('Ind AS'), RBI guidelines and other accounting principles generally accepted in India, of the net loss and other comprehensive income and other financial information for the quarter and year ended 31 March 2026.

Basis for Opinion

3. We conducted our audit in accordance with the Standards on Auditing ('SA's or 'Standards') specified under section 143(10) of the Companies Act, 2013 (the 'Act') and other applicable authoritative pronouncements issued by the Institute of Chartered Accountants of India ('ICAI'). Our responsibilities under those Standards are further described in the 'Auditor's responsibilities for the Audit of the Statement' section of our report. We are independent of the Company in accordance with the Code of Ethics issued by the Institute of Chartered Accountants of India ('ICAI') together with the ethical requirements that are relevant to our audit of the statement under the provisions of the Act and the rules thereunder, and we have fulfilled our other ethical responsibilities in accordance with these requirements and the ICAI's Code of Ethics. We believe that the audit evidence we have obtained is sufficient and appropriate to provide a basis for our opinion.

Board of Director's responsibilities for the Statement

4. This Statement, which includes the financial results is the responsibility of the Company's Board of Directors and has been approved by them for issuance. The Statement has been compiled from the audited financial statements for the year ended 31 March 2026. The Board of Directors are responsible for the preparation and presentation of this Statement that gives a true and fair view of the net profit and other comprehensive income and other financial information in accordance with the recognition and measurement principles laid down in Ind AS, prescribed under section 133 of the Act read with relevant rules issued there under, RBI Guidelines and other accounting principles generally accepted in India, and in compliance with Regulation 52 of the Listing Regulations. This responsibility also includes maintenance of adequate accounting records in accordance with the provisions of the Act for safeguarding of the assets of the Company and for preventing and detecting frauds and other irregularities; selection and application of appropriate accounting policies; making judgments and estimates that are reasonable and prudent; and design, implementation and maintenance of adequate internal financial controls that were operating effectively for ensuring the accuracy and completeness of the accounting records, relevant to the preparation and presentation of the Statement that gives a true and fair view and are free from material misstatement, whether due to fraud or error.
5. In preparing the Statement, the Board of Directors are responsible for assessing the Company's ability to continue as a going concern, disclosing, as applicable, matters related to going concern, and using the going concern basis of accounting unless the Board of Directors either intends to liquidate the Company or to cease operations, or has no realistic alternative but to do so.
6. The Board of Directors are also responsible for overseeing the Company's financial reporting process.

Auditor's responsibilities for the audit of the Statement

7. Our objectives are to obtain reasonable assurance about whether the statement as a whole is free from material misstatement, whether due to fraud or error, and to issue an auditor's report that includes our opinion. Reasonable assurance is a high level of assurance, but is not a guarantee that an audit conducted in accordance with SAs will always detect a material misstatement when it exists. Misstatements can arise from fraud or error and are considered material if, individually or in the aggregate, they could reasonably be expected to influence the economic decisions of users taken on the basis of this Statement.

8. As part of an audit in accordance with SAs, we exercise professional judgment and maintain professional skepticism throughout the audit. We also:
- a) identify and assess the risks of material misstatement of the Statement, whether due to fraud or error, design and perform audit procedures responsive to those risks, and obtain audit evidence that is sufficient and appropriate to provide a basis for our opinion. The risk of not detecting a material misstatement resulting from fraud is higher than for one resulting from error, as fraud may involve collusion, forgery, intentional omissions, misrepresentations, or the override of internal control;
 - b) obtain an understanding of internal control relevant to the audit in order to design audit procedures that are appropriate in the circumstances. Under section 143(3)(i) of the Act, we are also responsible for expressing our opinion on whether the Company has adequate internal financial controls in place with reference to financial statements and the operating effectiveness of such controls;
 - c) evaluate the appropriateness of accounting policies used and the reasonableness of accounting estimates and related disclosures made by the Board of Directors;
 - d) conclude on the appropriateness of Board of Director's use of the going concern basis of accounting and, based on the audit evidence obtained, whether a material uncertainty exists related to events or conditions that may cast significant doubt on the Company's ability to continue as a going concern. If we conclude that a material uncertainty exists, we are required to draw attention in our auditor's report to the related disclosures in the Statement or, if such disclosures are inadequate, to modify our opinion. Our conclusions are based on the audit evidence obtained up to the date of our auditor's report. However, future events or conditions may cause the Company to cease to continue as a going concern;
 - e) evaluate the overall presentation, structure, and content of the Statement, including the disclosures, and whether the Statement represent the underlying transactions and events in a manner that achieves fair presentation;
 - f) obtain sufficient appropriate audit evidence regarding the financial results of the Company to express an opinion on the same.
9. Materiality is the magnitude of misstatements in the standalone financial statements that, individually or in aggregate, make it probable that the economic decisions of a reasonably knowledgeable user of the standalone financial statements may be influenced. We consider quantitative materiality and qualitative factors in (i) planning the scope of our audit work and in evaluating the results of our work; and (ii) to evaluate the effect of any identified misstatements in the standalone financial statements.

10. We communicate with those charged with governance regarding, among other matters, the planned scope and timing of the audit and significant audit findings, including any significant deficiencies in internal control that we identify during our audit.
11. We also provide those charged with governance with a statement that we have complied with relevant ethical requirements regarding independence, and to communicate with them all relationships and other matters that may reasonably be thought to bear on our independence, and where applicable, related safeguards.

Other matters

12. The Statement includes the results for the quarter ended 31 March 2026 being the balancing figure between the audited figures in respect of the full financial year and the published unaudited year to date figures up to nine months ended 31 December 2025 which were subjected to limited review by us. Our opinion on the Statement is not modified in respect of these matter.

for **SHARP & TANNAN**
Chartered Accountants
Firm's Registration No. 003792S



P Rajesh Kumar
Partner

Membership No. 225366
UDIN: 26225366ZXJPOS9163

Place: Chennai
Date: 13 May 2026

Dvara Kshetriya Gramin Financial Services Private Limited

CIN: U65991TN1993PTC024547

Regd. Office: 10th Floor, E Block, IIT-Madras Research Park, Kanagam Village, Taramani, Chennai 600113

Statement of audited standalone financial results for the quarter and year ended March 31, 2026

(All amounts are in Indian Rupees in Lakhs, unless otherwise stated)

Particulars	Quarter Ended			Year ended	
	31-Mar-2026	31-Dec-2025	31-Mar-2025	31-Mar-2026	31-Mar-2025
	(Audited)	(Unaudited)	(Audited)	(Audited)	(Audited)
1 Revenue from operations					
Interest income	11,294.89	11,241.29	12,141.77	46,954.12	50,277.32
Fees and commission income	356.71	204.80	304.79	1,071.11	1,847.17
Net gain on fair value changes	29.63	76.40	65.65	280.96	449.33
Net gain on derecognition of financial instruments	-	1,154.92	669.77	1,851.78	5,297.14
Total revenue from operations	11,681.23	12,677.41	13,181.98	50,157.97	57,870.96
2 Other income	19.15	54.30	37.17	201.70	80.14
Total income	11,700.38	12,731.71	13,219.15	50,359.67	57,951.10
3 Expenses					
Finance costs	5,748.71	5,648.81	6,041.10	23,369.30	26,204.40
Fees and commission expense	135.42	66.32	137.88	399.32	558.72
Impairment on financial instruments	1,691.47	1,951.69	6,413.32	10,326.82	15,347.29
Employee benefits expenses	3,880.70	3,675.77	2,802.59	14,595.17	11,575.17
Depreciation and amortization expenses	246.99	304.99	391.85	1,038.78	1,194.89
Other expenses	1,162.64	954.12	1,114.28	4,679.62	3,230.21
Total expenses	12,865.93	12,601.70	16,901.02	54,409.01	58,110.68
4 Profit / (Loss) before tax (1+2-3)	(1,165.55)	130.01	(3,681.87)	(4,049.34)	(159.58)
5 Tax expense					
Current tax					
-Current year tax	98.18	-	(492.59)	98.18	1,042.80
-Deferred tax charge / (benefit)	755.02	(316.75)	(573.68)	(463.55)	(1,199.31)
-Tax credit for earlier year	-	-	(121.38)	-	(121.38)
Total tax expense	853.20	(316.75)	(1,187.65)	(365.37)	(277.89)
6 Profit / (Loss) for the period / year (4-5)	(2,018.75)	446.76	(2,494.22)	(3,683.97)	118.31
7 Other comprehensive income					
A (i) Items that will not be reclassified to profit or loss					
- Remeasurement gain / (loss) on defined benefit plans	102.74	156.27	68.10	66.42	143.97
(ii) Income tax impact thereon	(29.41)	(43.39)	(19.83)	(16.72)	(41.92)
Net other comprehensive income not to be reclassified subsequently to profit or loss	73.33	112.88	48.27	49.70	102.05
B (i) Items that will be reclassified to profit or loss					
- Hedge reserve account (net)	2,279.11	756.01	337.28	1,303.86	160.19
- Fair Valuation Reserve (net)	(460.56)	(1,326.33)	4,649.00	(1,402.19)	4,649.00
(ii) Income tax impact thereon	(645.08)	277.72	(1,452.01)	24.75	(1,400.44)
Net other comprehensive income to be reclassified subsequently to profit or loss	1,173.47	(292.60)	3,534.27	(73.57)	3,408.75
Other comprehensive income / (Loss) (A+B)	1,246.80	(179.72)	3,582.54	(23.87)	3,510.80
8 Total comprehensive Income / (Loss) for the period / year (6+7)	(771.94)	267.05	1,088.32	(3,707.84)	3,629.11
9 Paid-up equity share capital (Face value of Rs. 100 each)				11,666.48	11,666.48
10 Other Equity				27,109.83	30,748.48
11 Earnings per equity share (face value Rs.100 each)					
- Basic (in Rs.)	(17.31)	3.83	(21.38)	(31.58)	1.01
- Diluted (in Rs.)	(17.31)	3.83	(21.36)	(31.58)	1.01
	Not annualised	Not annualised	Not annualised	Annualised	Annualised

See accompanying notes to the Financial Results for the quarter and year ended March 31, 2026



Dvara Kshetriya Gramin Financial Services Private Limited

CIN: U65991TN1993PTC024547

Regd. Office: IITM Research Park, Phase I, 10th Floor, Kanagam Village, Taramani, Chennai - 600 113

Statement of Standalone Balance Sheet as at 31 March 2026

(All amounts are in Indian Rupees in Lakhs, unless otherwise stated)

Particulars	As at	As at
	31-Mar-2026	31-Mar-2025
	(Audited)	(Audited)
ASSETS		
1 Financial Assets		
Cash and cash equivalents	15,120.83	27,169.67
Bank balance other than cash and cash equivalents	9,513.70	9,235.52
Derivative financial instruments	7,856.71	674.75
Trade receivables	174.59	278.22
Loans	1,75,031.62	1,77,741.81
Investments	11,382.54	1,963.02
Other financial assets	1,542.05	1,695.06
	2,20,622.04	2,18,758.05
2 Non-Financial Assets		
Current tax assets (net)	872.99	805.40
Deferred tax assets (net)	2,070.23	1,598.65
Property, plant and equipment	605.13	731.85
Intangible asset under development	162.48	83.19
Goodwill	227.88	227.88
Other intangible assets	1,048.72	1,527.44
Right of use assets	698.87	1,127.36
Other non-financial assets	1,648.91	1,153.19
	7,335.21	7,254.96
Total Assets (1+2)	2,27,957.25	2,26,013.01
LIABILITIES AND EQUITY		
3 Financial Liabilities		
Trade payables		
(i) dues of micro enterprises and small enterprises	-	5.55
(ii) dues other than micro enterprises and small enterprises	481.25	417.43
Debt securities	58,550.10	58,469.24
Borrowings (other than debt securities)	1,04,565.44	1,02,755.21
Subordinated liabilities	19,466.80	13,716.78
Other financial liabilities	4,973.22	7,303.60
	1,88,036.81	1,82,667.81
4 Non-Financial Liabilities		
Provisions	816.38	421.50
Other non-financial liabilities	327.75	508.74
	1,144.13	930.24
5 Equity		
Equity share capital	11,666.48	11,666.48
Other equity	27,109.83	30,748.48
	38,776.31	42,414.96
TOTAL LIABILITIES AND EQUITY (3+4+5)	2,27,957.25	2,26,013.01



Dvara Kshetriya Gramin Financial Services Private Limited		
CIN: U65991TN1993PTC024547		
Regd. Office: 10th Floor, E Block, IIT-Madras Research Park, Kanagam Village, Taramani, Chennai 600113		
Statement of audited standalone cash flows for the year ended March 31, 2026		
(All amounts are in Indian Rupees in Lakhs, unless otherwise stated)		
Particulars	As at 31-Mar-2026 (Audited)	As at 31-Mar-2025 (Audited)
A. Cash flow from operating activities		
Loss before tax	(4,049.34)	(159.58)
Adjustments to reconcile profit before tax to net cash flows:		
Depreciation and amortization	1,038.78	1,283.10
Impairment on financial instruments (net)	10,378.51	16,083.71
Finance costs	23,369.30	26,204.40
Provision for employee stock option plan	69.19	25.43
Interest on deposits with banks	(685.90)	(939.55)
Interest income on loans	(46,171.41)	(50,085.52)
Net gain on derecognition of financial instruments	(1,851.78)	(5,297.14)
Interest on Investments	(79.66)	(862.54)
Net gain / (loss) on derecognition of other assets/ liabilities	(96.84)	2.44
Gain on investments designated at FVTPL	(338.24)	(449.33)
Operating profit before working capital changes	(18,417.40)	(14,194.58)
Changes in working capital and other changes:		
Decrease/(Increase) in trade receivables	103.63	70.65
Decrease/(Increase) in other bank balances	(590.83)	3,376.25
Decrease/(Increase) in loans	(8,925.22)	(2,735.16)
Decrease/ (Increase) in other financial assets	153.01	(675.16)
Decrease/ (Increase) in other non financial assets	(495.72)	(56.89)
Increase/(Decrease) in trade payables, other liabilities and provisions	(8,646.16)	(540.18)
Cash flow from operating activities post working capital changes	(36,818.69)	(14,755.07)
Interest income on loans	49,594.56	48,683.02
Finance cost paid	(23,395.05)	(26,888.93)
Cash flow used in operating activities	(10,619.17)	7,039.02
Income tax paid (net)	(67.59)	(399.16)
Net cash flow used in operating activities	(10,686.76)	6,639.86
B. Cash flow from investing activities		
Proceeds from sale of property, plant and equipment	6.40	3.01
Purchase of property, plant and equipment	(441.20)	(592.38)
Increase of intangible asset under development	(79.29)	(24.14)
Purchase of other intangible assets	(35.96)	(180.01)
Purchase of investments	(90,827.47)	(1,875.93)
Proceeds from sale of Investments	93,047.07	442.24
Investment in Security Receipts	(11,496.07)	-
Redemption of Security Receipts	210.87	-
Interest received on Investments	94.18	848.03
Interest received on deposits with banks	998.55	1,002.28
Net cash flow from investing activities	(8,522.92)	(376.90)
C. Cash flow from financing activities		
Repayment of debt securities	80.86	17,766.41
Proceeds/(Repayment) from borrowings (other than debt securities)	1,835.98	(27,551.88)
Proceeds from issue of Subordinated liabilities	3,122.04	6,232.79
Proceeds from issue of Compulsorily Convertible Preference Shares (net)	2,627.98	-
Payment of lease liabilities	(506.02)	(492.15)
Net cash flow from financing activities	7,160.84	(4,044.83)
Net increase / (decrease) in cash and cash equivalents (A+B+C)	(12,048.84)	2,218.13
Cash and cash equivalents at the beginning of the year	27,169.67	24,951.54
Cash and cash equivalents at the end of the period	15,120.83	27,169.67



Dvara Kshetriya Gramin Financial Services Private Limited

CIN: U65991TN1993PTC024547

Regd. Office: 10th Floor, E Block, IIT-Madras Research Park, Kanagam Village, Taramani, Chennai 600113

Notes to the statement of audited standalone and consolidated financial results for the year ended March 31, 2026

- 1 Dvara Kshetriya Gramin Financial Services Private Limited ("the Company") is a Non-Deposit taking Non-Banking Financial Company-Middle Layer (NBFC-ML) registered with the Reserve Bank of India ("the RBI").
- 2 The statement of audited standalone and consolidated financial results for the year ended March 31, 2026, has been reviewed by the Audit Committee and approved by the Board of Directors at their respective meetings held on May 12, 2026 and May 13, 2026. These standalone financial results have been audited by the statutory auditors of the Company, and the auditors have issued an unmodified audit opinion.
- 3 The above audited standalone and consolidated financial results of the Company have been prepared in accordance with the Indian Accounting Standards ("Ind AS") notified under the Companies (Indian Accounting Standards) Rules, 2015, as amended by the Companies (Indian Accounting Standards) Rules, 2016, prescribed under Section 133 of the Companies Act, 2013 ("the Act"), read with the relevant rules issued thereunder and other accounting principles generally accepted in India. Any application guidance, clarifications, or directions issued by the Reserve Bank of India or other regulators are implemented as and when they become applicable.
- 4 The Company is primarily engaged in the business of financing and, accordingly, there are no separate reportable segments identified as per Ind AS 108 – Operating Segments. The Company operates in a single geographical segment, i.e., domestic.
- 5 During the year ended March 31, 2026, the Company technically wrote off gross term loans amounting to exposure at default (EAD) of Rs. 2,475.44 lakhs (350.35 lakhs during the Quarter ended March 31, 2026). The Company carried a provision for Expected Credit Loss ("ECL") of Rs. 1,486.77 lakhs against the loans written off during the year.
- 6 Owing to the stress currently being witnessed in the financial inclusion sector, there has been a substantial increase in delinquencies across the industry. As a result, the Company has not complied with certain covenants as at March 31, 2026, and is in discussions with the respective lenders for condonation of the non-compliance. As of the date of these financial results, none of the lenders has raised any material concerns, and therefore, no adjustments are required in these financial results.
- 7 Disclosures in compliance with regulation 52 (4) of SEBI (Listing Obligations and Disclosures Requirements) Regulations, 2015, for the year ended March 31, 2026, are provided in Annexure A.
- 8 During the year ended March 31, 2026, the Board of Directors of the holding company, under the Dvara KGFS Employee Stock Option Plan 2024, allotted 60,225 stock options to eligible employees at an exercise price of Rs. 462 per option (face value Rs. 100 and securities premium Rs. 362 per share).
- 9 During the year ended March 31, 2026, the Company, on a private placement basis, allotted 6,89,304 Series 2 Compulsorily Convertible Preference Shares ('Series 2 CCPS') of face value Rs. 100 each at a premium of Rs. 310 per share, aggregating to Rs. 2,826.14 lakhs.
- 10 Disclosures pursuant to Reserve Bank of India (Non-Banking Financial Companies – Financial Statements: Presentation and Disclosures) Directions, 2025, in terms of the RBI circular RBI/DOR/2025-26/359 DOR.ACC.REC.No.278/21.04.018/2025-26 dated 28 November 2025, as amended.

i) The details of loans (not in default) transferred through direct assignment during the year ended March 31, 2026

S. No.	Particulars	To permitted transferees	To other transferees
1	Aggregate principal outstanding of loans transferred (Rs. in lakhs).	17,992.57	Nil
2	Weighted average residual tenor of the loans transferred (in months).	15.18	Nil
3	Weighted average holding period after origination (in months).	8.61	Nil
4	Retention of beneficial economic interest.	6.47%	Nil
5	Rating-wise distribution of rated Loans.	NA	Nil
6	Instances where it has agreed to replace loans transferred to transferee.	Nil	Nil
7	Pay damages arising out of any representation or warranty	NA	NA
8	Coverage of Tangible Security Coverage.	Nil	NA

ii) The company has not acquired loans (not in default) during the quarter and year ended March 31, 2026

iii) The details of stressed loans transferred to ARC, during the year ended March 31, 2026:

S. No.	Particulars	To ARC	
		NPA	SMA
1	No. of accounts	59,971	15080
2	Aggregate principal outstanding of loans transferred (Rs. in lakhs) *	18,005.16	5,116.40
3	Weighted average residual tenor of the loan transferred (in months)	8.79	13.97
4	Net book value of loans transferred (Rs. in lakhs) ^	8,374.44	5,110.14
5	Aggregate consideration (Rs. in lakhs)	15,225.00	
6	Additional consideration realized in respect of accounts transferred in earlier years (Rs. in lakhs)	NA	NA



* The aggregate principal outstanding does not includes consideration for 1,70,992 written off contracts with principal dues of Rs. 28,111.94 lakhs.

^ Net book value includes accrued interest (net of ECL provision)

The Security receipts (SR's) held and recovery ratings assigned to such SR's by the credit rating agency

(Rs. In lakhs)

Particulars	Category of recovery ratings	As at March 31, 2026
Security Receipts issued by CFMARC Trust – 186 (Trust floated by CFM Asset Reconstruction Private Limited)	BWR RR1	8,047.43
Security Receipts issued by CFMARC Trust – 216 (Trust floated by CFM Asset Reconstruction Private Limited)	Rating not yet due	3,234.84

iv) The company has not acquired any stressed loan during the quarter and year ended March 31, 2026

11 The Board of Directors of the holding company, at its meeting held on October 17, 2025, accorded in-principle approval for the transfer of an identified business undertaking of the Company by way of a slump sale. Pursuant thereto, the Company entered into a Business Transfer Agreement ('BTA') on November 28, 2025, for the transfer of the said undertaking as a going concern for a lump-sum consideration, in accordance with the terms and conditions set out therein.

12 The Company held an investment representing 35.41% of the total shareholding of Saija Finance Private Limited ("Saija"), including Equity Shares and Compulsorily Convertible Preference Shares (CCPS), and Saija was accordingly classified as an associate of the Company. On December 03, 2025, the Company acquired an additional 25,741,278 equity shares of Saija for a consideration of Rs. 100 lakhs, resulting in an increase in its shareholding by 31.10%. Pursuant to this acquisition, the Company obtained control over Saija and consequently, Saija became a subsidiary of the Company with effect from the date of acquisition. Subsequently, Saija Finance Private Limited was renamed as Dvara KGFS Digital Services Private Limited. The Group is required to prepare and present consolidated financial results on an annual basis in accordance with the SEBI (LODR) Regulations, 2015, as amended. Accordingly, comparative consolidated financial information relating to the year ended 31 March 2025 has been presented in these consolidated financial results. Further, the results of the subsidiary are not material to the Group for any of the periods during the year.

13 On November 21, 2025, the Government of India notified the four Labour Codes: the Code on Wages, 2019, the Industrial Relations Code, 2020, the Code on Social Security, 2020, and the Occupational Safety, Health and Working Conditions Code, 2020, consolidating 29 existing labour laws. The Ministry of Labour & Employment has also published draft Central Rules and FAQs to facilitate assessment of the impact arising from the revised regulatory framework. Based on the draft rules issued and the guidance provided by the Institute of Chartered Accountants of India, the Company has carried out a detailed evaluation of the potential implications of the Labour Codes, including the revised definition of wages, on its employee benefit obligations. Based on such assessment, the Company has determined that the implementation of the Labour Codes does not result in any material impact on the Statement of Profit and Loss for the period. The Company continues to monitor the finalisation of the Central and State Rules and any further clarifications issued by the Government. Any impact, if arising pursuant to such developments, will be evaluated and accounted for in accordance with the applicable accounting standards.

14 The figures for the quarter ended March 31, 2026 and March 31, 2025 are the balancing figures between the audited figures in respect of the year ended March 31, 2026 and March 31, 2025 and the published year-to-date figures up to the nine months ended December 31, 2025 and December 31, 2024, respectively, which were subjected to limited review.

15 The comparatives for previous periods have been regrouped/reclassified wherever necessary to conform to the current period presentation.


LVLN Murty
Managing Director & CEO
DIN : 09618861

Place : Chennai
Date : May 13, 2026



Dvara Kshetriya Gramin Financial Services Private Limited

CIN: U65991TN1993PTC024547

Regd. Office: 10th Floor, E Block, IIT-Madras Research Park, Kanagam Village, Taramani, Chennai 600113

Annexure A

A) Information as required pursuant to Regulation 52(4) of SEBI (Listing Obligations and Disclosures Requirements) Regulations, 2015, as amended from time to time.

Sl. no.	Particulars	Year ended
		31-Mar-2026
1	Debt equity ratio (times) (refer note a)	4.35
2	Debt service coverage ratio (Refer note c)	Not applicable
3	Interest service coverage ratio (Refer note c)	Not applicable
4	Outstanding redeemable preference shares (in quantity and value)	NIL
5	Capital redemption reserve (Refer note f) (Rs. in Lakhs)	NIL
6	Debenture redemption reserve (Refer note f) (Rs. in Lakhs)	NIL
7	Net worth (Rs. in Lakhs) (Refer note b)	41,404.29
8	Net profit after tax (Rs. in Lakhs)	(3,683.97)
9	Earnings per share (of Rs. 100 each)	
(i)	- Basic (Rs.)	(31.58)
(ii)	- Diluted (Rs.)	(31.58)
10	Current ratio (Refer note c)	Not applicable
11	Long term debt to working capital (Refer note c)	Not applicable
12	Bad debts to accounts receivable (Refer note c)	Not applicable
13	Current liability ratio (Refer note c)	Not applicable
14	Total debt to total assets (Refer note d)	78.94%
15	Debtors turnover (Refer note c)	Not applicable
16	Inventory turnover ratio(Refer note c)	Not applicable
17	Operating margin (Refer note c)	Not applicable
18	Net profit ratio (Refer note e)	(7.32%)
19	Sector specific ratios :-	
(i)	Gross stage III % (Refer note h)	3.66%
(ii)	Net stage III % (Refer note i)	1.64%
(iii)	Provision coverage ratio (Refer note j)	56.08%
(iv)	Capital risk adequacy ratio (Refer note g)	24.25%

(a) Debt equity ratio ((Borrowings + Debt securities + Subordinated Liabilities excluding Compulsory Convertible Preference Shares ("CCPS")) / Net Worth).

(b) Net Worth = Equity Share Capital + Other Equity (including Capital Reserve) + CCPS
(For the purpose of preparation of the financial statements as per Ind AS, CCPS has been presented as a subordinated liability; however, for the purpose of computing Debt Equity ratio, CCPS has been considered as part of Net Worth)

(c) The company is a Non-Banking Finance Company (NBFC) registered under the Reserve Bank of India Act 1934; hence these ratios are not applicable.

(d) Total debt to total assets = (Debt Securities + Borrowings (other than Debt Securities) + subordinated Liabilities excluding CCPS) / Total Assets.

(e) Net profit ratio = Net profit after tax/ Total income.

(f) Capital / Debenture Redemption Reserve: Debenture redemption reserve is not required in respect of privately placed debentures in terms of Rule 18(7)(b)(ii) of Companies (Share Capital and Debenture) Rules, 2014.

(g) Capital to risk-weighted assets ratio is calculated as per the RBI guidelines.

(h) Gross Stage III % = Gross Stage III Loans Exposure At Default ("EAD") / Total Loans EAD. EAD includes the loan balance and interest thereon. Stage III loans are determined as per the IND AS guidelines.

(i) Net stage III % = (Gross stage III loans EAD - Impairment loss for stage III)/(Total loans EAD- Impairment loss for stage III).

(j) Provision coverage ratio = Impairment loss for stage III / Gross stage III loans EAD

B) Disclosure in compliance to Regulation 52(4) of SEBI (Listing Obligations and Disclosures Requirements) Regulations, 2015, as amended from time to time

The listed Non-Convertible Debentures of the company are secured by an exclusive charge on the Receivables (Loans) and Cash and cash equivalents of the company. The total security cover is 1.11 times of the principal and interest thereon, wherever applicable.

This space has been left blank intentionally



Independent auditor's report on audited consolidated financial results of Dvara Kshetriya Gramin Financial Services Private Limited for the year ended 31 March 2026

To

The Board of Directors of Dvara Kshetriya Gramin Financial Services Private Limited

Opinion

1. We have audited the accompanying statement of consolidated financial results of Dvara Kshetriya Gramin Financial Services Private Limited (hereinafter referred to as the "the holding company") and its subsidiary (hereinafter referred to as "the Group") for the year ended 31 March 2026, the statement of consolidated assets and liabilities as on that date and the statement of consolidated cash flows for the year ended on that date which are included in the accompanying statement of consolidated financial results for year ended 31 March 2026 ("the Statement"), being submitted by the holding company pursuant to the requirements under Regulation 52 of the Securities and Exchange Board of India (Listing Obligations and Disclosure Requirements) Regulations, 2015, as amended (the "Listing Regulations")
2. In our opinion and to the best of our information and according to the explanations given to us and based on the consideration of the report of the other auditors on financial information of the subsidiary, the Statement:
 - a) includes the financial results of Dvara KGFS Digital Services Private Limited (associate upto 30 November 2025 and subsidiary from 1 December 2025)
 - b) is presented in accordance with the requirements of Regulation 52 of the Listing Regulations; and
 - c) gives a true and fair view, in conformity with the recognition and measurement principles laid down in the Indian Accounting Standards ('Ind AS') prescribed under section 133 of the Companies Act 2013 ('the Act') read with relevant rules issued thereunder, directions issued by the Reserve Bank of India (RBI) from time to time ('RBI guidelines') and other accounting principles generally accepted in India of the total comprehensive income (comprising of net loss after tax and other comprehensive income), other financial information of the Group for the year ended 31 March 2026 and also the statement of consolidated assets and liabilities as at 31 March 2026 and the statement of consolidated cash flows for the year ended on that date.

Basis for opinion

3. We conducted our audit in accordance with the Standards on Auditing (Standards) specified under section 143(10) of the Companies Act, 2013 (the 'Act') and other applicable authoritative pronouncements issued by the Institute of Chartered Accountants of India ("ICAI"). Our responsibilities under those Standards are further described in the "Auditor's Responsibilities for the Audit of the Statement" section of our report. We are independent of the Group in accordance with the Code of Ethics issued by the ICAI together with the ethical requirements that are relevant to our audit of the Statement under the provisions of the Act and the rules thereunder, and we have fulfilled our other ethical responsibilities in accordance with these requirements and the ICAI's Code of Ethics. We believe that the audit evidence obtained by us and other auditor in terms of their reports referred to in "Other matters" paragraph below, is sufficient and appropriate to provide a basis for our opinion.

Board of Directors' responsibilities for the Statement

4. This Statement which includes consolidated financial results, is the responsibility of the holding company's Board of Directors and has been approved by them for issuance. The Statement has been compiled from the audited consolidated financial statements for the year ended 31 March 2026. The holding company's Board of Directors are responsible for the preparation and presentation of this Statement that give a true and fair view of the net loss and other comprehensive income and other financial information of the Group in accordance with the recognition and measurement principles laid down in Ind AS prescribed under Section 133 of the Act read with relevant rules issued thereunder, RBI guidelines and other accounting principles generally accepted in India and in compliance with Regulation 52 of the Listing Regulations. The respective Board of Directors of the holding company and its subsidiary are responsible for maintenance of adequate accounting records in accordance with the provisions of the Act for safeguarding of the assets of the Group for preventing and detecting frauds and other irregularities; selection and application of appropriate accounting policies; making judgments and estimates that are reasonable and prudent; and the design, implementation and maintenance of adequate internal financial controls, that were operating effectively for ensuring accuracy and completeness of the accounting records, relevant to the preparation and presentation of the Statement that give a true and fair view and are free from material misstatement, whether due to fraud or error, which have been used for the purpose of preparation of the Statement by the Board of Directors of the holding company, as aforesaid.
5. In preparing the Statement, the respective Board of Directors of the of the holding company and its subsidiary are responsible for assessing the ability of the Group to continue as a going concern, disclosing, as applicable, matters related to going concern and using the going concern basis of accounting unless the respective Board of Directors either intends to liquidate the Group or to cease operations, or has no realistic alternative but to do so.
6. The respective Board of Directors of the holding company and its subsidiary are also responsible for overseeing the financial reporting process of the Group.

Auditor's responsibilities for the audit of the Statement

7. Our objectives are to obtain reasonable assurance about whether the Statement as a whole is free from material misstatement, whether due to fraud or error, and to issue an auditor's report that includes our opinion. Reasonable assurance is a high level of assurance but is not a guarantee that an audit conducted in accordance with SAs will always detect a material misstatement when it exists. Misstatements can arise from fraud or error and are considered material if, individually or in the aggregate, they could reasonably be expected to influence the economic decisions of users taken on the basis of this Statement.
8. As part of an audit in accordance with SAs, we exercise professional judgment and maintain professional scepticism throughout the audit. We also:
 - a) identify and assess the risks of material misstatement of the Statement, whether due to fraud or error, design and perform audit procedures responsive to those risks, and obtain audit evidence that is sufficient and appropriate to provide a basis for our opinion. The risk of not detecting a material misstatement resulting from fraud is higher than for one resulting from error, as fraud may involve collusion, forgery, intentional omissions, misrepresentations, or the override of internal control;
 - b) obtain an understanding of internal control relevant to the audit in order to design audit procedures that are appropriate in the circumstances, under section 143(3)(i) of the Act, we are also responsible for expressing our opinion on whether the Group has adequate internal financial controls in place with reference to the consolidated financial statements and the operating effectiveness of such controls;
 - c) evaluate the appropriateness of accounting policies used and the reasonableness of accounting estimates and related disclosures made by the Board of Directors;
 - d) conclude on the appropriateness of the Board of Directors' use of the going concern basis of accounting and, based on the audit evidence obtained, whether a material uncertainty exists related to events or conditions that may cast significant doubt on the ability of the Group to continue as a going concern. If we conclude that a material uncertainty exists, we are required to draw attention in our auditor's report to the related disclosures in the Statement or, if such disclosures are inadequate, to modify our opinion. Our conclusions are based on the audit evidence obtained up to the date of our auditor's report. However, future events or conditions may cause the Group to cease to continue as a going concern;
 - e) evaluate the overall presentation, structure and content of the Statement, including the disclosures, and whether the Statement represent the underlying transactions and events in a manner that achieves fair presentation;
 - f) obtain sufficient appropriate audit evidence regarding the financial information of the Group to express an opinion on the consolidated financial results. We are responsible for the direction, supervision and performance of the audit of financial information of such entities included in the consolidated financial results of which we are the independent auditors. For the other entities included in the consolidated financial results which have been audited by other auditor, such other auditor remains responsible for the direction, supervision and performance of the audits carried out by them. We remain solely responsible for our audit opinion.

9. Materiality is the magnitude of misstatements in the consolidated financial statements that, individually or in aggregate, make it probable that the economic decisions of a reasonably knowledgeable user of the consolidated financial statements may be influenced. We consider quantitative materiality and qualitative factors in (i) planning the scope of our audit work and in evaluating the results of our work; and (ii) to evaluate the effect of any identified misstatements in the consolidated financial statements.
10. We communicate with those charged with governance of the holding company of which we are the independent auditors regarding, among other matters, the planned scope and timing of the audit and significant audit findings, including any significant deficiencies in internal control that we identify during our audit.
11. We also provide those charged with governance of the holding company with a statement that we have complied with relevant ethical requirements regarding independence, and to communicate with them all relationships and other matters that may reasonably be thought to bear on our independence, and where applicable, related safeguards.

12. Other matter

The Statement comprises the financial information of a subsidiary, whose financial information reflects the total assets of Rs. 287.25 lakhs, net assets of Rs.27.46 lakhs as at 31 March 2026, total revenues of Rs. 100.53 lakhs, net profit after tax of Rs.43.81 lakhs, total comprehensive income of Rs. 42.95 lakhs and net cash outflows of Rs.27.55 lakhs for the period ended 31 March 2026. These financial information has been audited by other auditors whose reports have been furnished to us by the holding company's management, and our opinion on the Statement, insofar as it relates to the amounts and disclosures included in respect of the subsidiary, is based solely on the reports of such other auditors. Our opinion is not modified in respect of this matter.

for **SHARP & TANNAN**
Chartered Accountants
Firm's Registration No. 003792S



P Rajesh Kumar
Partner

Membership No. 225366
UDIN: 26225366IJD SWO3058

Place: Chennai
Date: 13 May 2026

Dvara Kshetriya Gramin Financial Services Private Limited

CIN: U65991TN1993PTC024547

Regd. Office: 10th Floor, E Block, IIT-Madras Research Park,
Kanagam Village, Taramani, Chennai 600113

Statement of audited consolidated financial results for the quarter and year ended March 31, 2026

(All amounts are in Indian Rupees in Lakhs, unless otherwise stated)

Particulars	Year ended	
	31-Mar-2026	31-Mar-2025
	(Audited)	(Audited)
1 Revenue from operations		
Interest income	46,951.01	50,231.93
Fees and commission income	1,083.05	1,892.56
Net gain on fair value changes	395.26	449.33
Net gain on derecognition of financial instruments	1,851.78	5,297.14
Total revenue from operations	50,281.10	57,870.96
2 Other income	201.70	80.14
Total income	50,482.80	57,951.10
3 Expenses		
Finance costs	23,369.31	26,204.40
Fees and commission expense	326.82	558.72
Impairment on financial instruments	10,326.82	15,347.29
Employee benefits expenses	14,604.53	11,575.17
Depreciation and amortization expenses	1,044.83	1,194.89
Other expenses	4,682.37	3,230.21
Total expenses	54,354.68	58,110.68
4 Profit / (Loss) before tax (1+2-3)	(3,871.88)	(159.58)
5 Tax expense		
Current tax		
-Current year tax	138.12	1,042.80
-Deferred tax charge / (benefit)	(427.55)	(1,199.31)
-Tax credit for earlier year	-	(121.38)
Total tax expense	(289.43)	(277.89)
6 Profit / (Loss) for the period / year (4-5)	(3,582.45)	118.31
7 Other comprehensive income		
A (i) Items that will not be reclassified to profit or loss		
- Remeasurement gain / (loss) on defined benefit plans	66.42	143.97
(ii) Income tax impact thereon	(16.72)	(41.92)
Net other comprehensive income not to be reclassified subsequently to profit or loss	49.70	102.05
B (i) Items that will be reclassified to profit or loss		
- Hedge reserve account (net)	1,303.86	160.19
- Fair Valuation Reserve (net)	(1,402.19)	4,649.00
(ii) Income tax impact thereon	24.75	(1,400.44)
Net other comprehensive income to be reclassified subsequently to profit or loss	(73.58)	3,408.75
Other comprehensive income / (Loss) (A+B)	(23.87)	3,510.80
8 Total comprehensive Income / (Loss) for the period / year (6+7)	(3,606.32)	3,629.11
9 Paid-up equity share capital (Face value of Rs. 100 each)	11,666.48	11,666.48
10 Other Equity	27,199.39	30,907.15
11 Earnings per equity share (face value Rs.100 each)		
- Basic (in Rs.)	(30.71)	1.01
- Diluted (in Rs.)	(30.71)	1.01
	Annualised	Annualised

See accompanying notes to the Financial Results for the year ended March 31, 2026



Dvara Kshetriya Gramin Financial Services Private Limited

CIN: U65991TN1993PTC024547

Regd. Office: IITM Research Park, Phase I, 10th Floor, Kanagam Village, Taramani, Chennai - 600 113

Statement of Consolidated Balance Sheet as at 31 March 2026

(All amounts are in Indian Rupees in Lakhs, unless otherwise stated)

Particulars	As at	As at
	31-Mar-2026	31-Mar-2025
	(Audited)	(Audited)
ASSETS		
1 Financial Assets		
Cash and cash equivalents	15,206.62	27,169.67
Bank balance other than cash and cash equivalents	9,513.70	9,235.52
Derivative financial instruments	7,856.71	674.75
Trade receivables	166.82	278.22
Loans	1,75,031.62	1,77,741.81
Investments	11,282.27	1,963.02
Other financial assets	1,321.76	1,695.06
	2,20,379.50	2,18,758.05
2 Non-Financial Assets		
Current tax assets (net)	858.61	805.40
Deferred tax assets (net)	2,034.23	1,776.52
Property, plant and equipment	605.13	731.85
Intangible asset under development	162.48	83.19
Goodwill	466.20	208.69
Other intangible assets	1,122.55	1,527.44
Right of use assets	698.87	1,127.36
Other non-financial assets	1,658.51	1,153.19
	7,606.59	7,413.64
Total Assets (1+2)	2,27,986.09	2,26,171.69
LIABILITIES AND EQUITY		
3 Financial Liabilities		
Trade payables		
(i) dues of micro enterprises and small enterprises	-	5.55
(ii) dues other than micro enterprises and small enterprises	406.88	417.43
Debt securities	58,550.10	58,469.24
Borrowings (other than debt securities)	1,04,565.44	1,02,755.21
Subordinated liabilities	19,466.80	13,716.78
Other financial liabilities	4,974.92	7,303.60
	1,87,964.14	1,82,667.81
4 Non-Financial Liabilities		
Provisions	811.93	421.50
Other non-financial liabilities	344.16	508.74
	1,156.09	930.24
5 Equity		
Equity share capital	11,666.48	11,666.48
Other equity	27,199.39	30,907.15
	38,865.87	42,573.63
TOTAL LIABILITIES AND EQUITY (3+4+5)	2,27,986.10	2,26,171.68



Dvara Kshetriya Gramin Financial Services Private Limited


CIN: U65991TN1993PTC024547

Regd. Office: 10th Floor, E Block, IIT-Madras Research Park, Kanagam Village, Taramani, Chennai 600113

Statement of audited consolidated cash flows for the year ended March 31, 2026

(All amounts are in Indian Rupees in Lakhs, unless otherwise stated)

Particulars	As at	As at
	31-Mar-2026	31-Mar-2025
	(Audited)	(Audited)
A. Cash flow from operating activities		
Loss before tax	(3,871.88)	(159.58)
Adjustments to reconcile profit before tax to net cash flows:		
Depreciation and amortization	1,044.83	1,283.10
Impairment on financial instruments (net)	10,378.51	16,083.71
Finance costs	23,369.31	26,204.40
Provision for employee stock option plan	69.19	25.43
Interest on deposits with banks	(685.90)	(939.55)
Interest income on loans	(46,171.41)	(50,085.52)
Net gain on derecognition of financial instruments	(1,851.78)	(5,297.14)
Interest on Investments	(76.55)	(862.54)
Net gain / (loss) on derecognition of other assets/ liabilities	(96.84)	2.44
Gain on investments designated at FVTPL	(452.54)	(449.33)
Operating profit before working capital changes	(18,345.07)	(14,194.58)
Changes in working capital and other changes:		
Decrease/(Increase) in trade receivables	111.40	70.65
Decrease/(Increase) in other bank balances	(590.83)	3,376.25
Decrease/(Increase) in loans	(8,357.90)	(2,735.16)
Decrease/ (Increase) in other financial assets	373.30	(675.16)
Decrease/ (Increase) in other non financial assets	(505.32)	(56.89)
Increase/(Decrease) in trade payables, other liabilities and provisions	(8,706.87)	(540.18)
Cash flow from operating activities post working capital changes	(36,021.28)	(14,755.07)
Interest income on loans	49,027.24	48,683.02
Finance cost paid	(23,395.06)	(26,888.93)
Cash flow used in operating activities	(10,389.10)	7,039.02
Income tax paid (net)	(53.21)	(399.16)
Net cash flow used in operating activities	(10,442.31)	6,639.86
B. Cash flow from investing activities		
Proceeds from sale of property, plant and equipment	6.40	3.01
Purchase of property, plant and equipment	(441.20)	(592.38)
Increase of intangible asset under development	(79.29)	(24.14)
Purchase of other intangible assets	(115.84)	(180.01)
Purchase of investments	(1,13,894.96)	(1,875.93)
Proceeds from sale/redemption of Investments	93,046.75	442.24
Investment in Security Receipts	11,496.07	-
Redemption of Security Receipts	210.87	-
Interest received on Investments	91.07	848.03
Interest received on deposits with banks	998.55	1,002.28
Net cash flow from investing activities	(8,681.58)	(376.90)
C. Cash flow from financing activities		
Repayment of debt securities	80.86	17,766.41
Proceeds/(Repayment) from borrowings (other than debt securities)	1,835.98	(27,551.88)
Proceeds from issue of Subordinated liabilities	3,122.04	6,232.79
Proceeds from issue of Compulsorily Convertible Preference Shares	2,627.98	-
Payment of lease liabilities	(506.02)	(492.15)
Net cash flow from financing activities	7,160.84	(4,044.83)
Net increase / (decrease) in cash and cash equivalents (A+B+C)	(11,963.05)	2,218.13
Cash and cash equivalents at the beginning of the year	27,169.67	24,951.54
Cash and cash equivalents at the end of the period	15,206.62	27,169.67



Dvara Kshetriya Gramin Financial Services Private Limited

CIN: U65991TN1993PTC024547

Regd. Office: 10th Floor, E Block, IIT-Madras Research Park, Kanagam Village, Taramani, Chennai 600113

Annexure A

A) Information as required pursuant to Regulation 52(4) of SEBI (Listing Obligations and Disclosures Requirements) Regulations, 2015, as amended from time to time.

Sl. No.	Particulars	Year ended
		31-Mar-2026
1	Debt equity ratio (times) (refer note a)	4.34
2	Debt service coverage ratio (Refer note c)	Not applicable
3	Interest service coverage ratio (Refer note c)	Not applicable
4	Outstanding redeemable preference shares (in quantity and value)	NIL
5	Capital redemption reserve (Refer note f) (Rs. in Lakhs)	NIL
6	Debenture redemption reserve (Refer note f) (Rs. in Lakhs)	NIL
7	Net worth (Rs. in Lakhs) (Refer note b)	41,493.85
8	Net profit after tax (Rs. in Lakhs)	(3,582.45)
9	Earnings per share (of Rs. 100 each)	
(i)	- Basic (Rs.)	(30.71)
(ii)	- Diluted (Rs.)	(30.71)
10	Current ratio (Refer note c)	Not applicable
11	Long term debt to working capital (Refer note c)	Not applicable
12	Bad debts to accounts receivable (Refer note c)	Not applicable
13	Current liability ratio (Refer note c)	Not applicable
14	Total debt to total assets (Refer note d)	78.93%
15	Debtors turnover (Refer note c)	Not applicable
16	Inventory turnover ratio(Refer note c)	Not applicable
17	Operating margin (Refer note c)	Not applicable
18	Net profit ratio (Refer note e)	(7.10%)
19	Sector specific ratios (Refer note g)	NA

(a) Debt equity ratio ((Borrowings + Debt securities + Subordinated Liabilities excluding Compulsory Convertible Preference Shares ("CCPS")) / Net Worth).

(b) Net Worth = Equity Share Capital + Other Equity (including Capital Reserve) + CCPS
(For the purpose of preparation of the financial statements as per Ind AS, CCPS has been presented as a subordinated liability; however, for the purpose of computing Debt Equity ratio, CCPS has been considered as part of Net Worth)

(c) The company is a Non-Banking Finance Company (NBFC) registered under the Reserve Bank of India Act 1934; hence these ratios are not applicable.

(d) Total debt to total assets = (Debt Securities + Borrowings (other than Debt Securities) + subordinated Liabilities excluding CCPS) / Total Assets.

(e) Net profit ratio = Net profit after tax/ Total income.

(f) Capital / Debenture Redemption Reserve: Debenture redemption reserve is not required in respect of privately placed debentures in terms of Rule 18(7)(b)(ii) of Companies (Share Capital and Debenture) Rules, 2014.

(g) Sector specific ratios are given in the Annexure to the standalone financial results, as they are not applicable to the consolidated financial results.

This space has been left blank intentionally



Dvara Kshetriya Gramin Financial Services Private Limited

CIN: U65991TN1993PTC024547

Regd. Office: 10th Floor, E Block, IIT-Madras Research Park, Kanagam Village, Taramani, Chennai 600113

Notes to the statement of audited standalone and consolidated financial results for the year ended March 31, 2026

- 1 Dvara Kshetriya Gramin Financial Services Private Limited ("the Company") is a Non-Deposit taking Non-Banking Financial Company-Middle Layer (NBFC-ML) registered with the Reserve Bank of India ("the RBI").
- 2 The statement of audited standalone and consolidated financial results for the year ended March 31, 2026, has been reviewed by the Audit Committee and approved by the Board of Directors at their respective meetings held on May 12, 2026 and May 13, 2026. These standalone financial results have been audited by the statutory auditors of the Company. and the auditors have issued an unmodified audit opinion.
- 3 The above audited standalone and consolidated financial results of the Company have been prepared in accordance with the Indian Accounting Standards ("Ind AS") notified under the Companies (Indian Accounting Standards) Rules, 2015, as amended by the Companies (Indian Accounting Standards) Rules, 2016, prescribed under Section 133 of the Companies Act, 2013 ("the Act"), read with the relevant rules issued thereunder and other accounting principles generally accepted in India. Any application guidance, clarifications, or directions issued by the Reserve Bank of India or other regulators are implemented as and when they become applicable.
- 4 The Company is primarily engaged in the business of financing and, accordingly, there are no separate reportable segments identified as per Ind AS 108 – Operating Segments. The Company operates in a single geographical segment, i.e., domestic.
- 5 During the year ended March 31, 2026, the Company technically wrote off gross term loans amounting to exposure at default (EAD) of Rs. 2,475.44 lakhs (350.35 lakhs during the Quarter ended March 31, 2026). The Company carried a provision for Expected Credit Loss ("ECL") of Rs. 1,486.77 lakhs against the loans written off during the year.
- 6 Owing to the stress currently being witnessed in the financial inclusion sector, there has been a substantial increase in delinquencies across the industry. As a result, the Company has not complied with certain covenants as at March 31, 2026, and is in discussions with the respective lenders for condonation of the non-compliance. As of the date of these financial results, none of the lenders has raised any material concerns, and therefore, no adjustments are required in these financial results.
- 7 Disclosures in compliance with regulation 52 (4) of SEBI (Listing Obligations and Disclosures Requirements) Regulations, 2015, for the year ended March 31, 2026, are provided in Annexure A.
- 8 During the year ended March 31, 2026, the Board of Directors of the holding company, under the Dvara KGFS Employee Stock Option Plan 2024, allotted 60,225 stock options to eligible employees at an exercise price of Rs. 462 per option (face value Rs. 100 and securities premium Rs. 362 per share).
- 9 During the year ended March 31, 2026, the Company, on a private placement basis, allotted 6,89,304 Series 2 Compulsorily Convertible Preference Shares ('Series 2 CCPS') of face value Rs. 100 each at a premium of Rs. 310 per share, aggregating to Rs. 2,826.14 lakhs.
- 10 Disclosures pursuant to Reserve Bank of India (Non-Banking Financial Companies – Financial Statements: Presentation and Disclosures) Directions, 2025, in terms of the RBI circular RBI/DOR/2025-26/359 DOR.ACC.REC.No.278/21.04.018/2025-26 dated 28 November 2025, as amended.


i) The details of loans (not in default) transferred through direct assignment during the year ended March 31, 2026

S. No.	Particulars	To permitted transferees	To other transferees
1	Aggregate principal outstanding of loans transferred (Rs. in lakhs).	17,992.57	Nil
2	Weighted average residual tenor of the loans transferred (in months).	15.18	Nil
3	Weighted average holding period after origination (in months).	8.61	Nil
4	Retention of beneficial economic interest.	6.47%	Nil
5	Rating-wise distribution of rated Loans.	NA	Nil
6	Instances where it has agreed to replace loans transferred to transferee.	Nil	Nil
7	Pay damages arising out of any representation or warranty	NA	NA
8	Coverage of Tangible Security Coverage.	Nil	NA

ii) The company has not acquired loans (not in default) during the quarter and year ended March 31, 2026

iii) The details of stressed loans transferred to ARC, during the year ended March 31, 2026:

S. No.	Particulars	To ARC	
		NPA	SMA
1	No. of accounts	59,971	15080
2	Aggregate principal outstanding of loans transferred (Rs. in lakhs) *	18,005.16	5,116.40
3	Weighted average residual tenor of the loan transferred (in months)	8.79	13.97
4	Net book value of loans transferred (Rs. in lakhs) ^	8,374.44	5,110.14
5	Aggregate consideration (Rs. in lakhs)	15,225.00	
6	Additional consideration realized in respect of accounts transferred in earlier years (Rs. in lakhs)	NA	



* The aggregate principal outstanding does not include consideration for 1,70,992 written off contracts with principal dues of Rs. 28,111.94 lakhs.

^ Net book value includes accrued interest (net of ECL provision)

The Security receipts (SR's) held and recovery ratings assigned to such SR's by the credit rating agency


(Rs. In lakhs)

Particulars	Category of recovery ratings	As at March 31, 2026
Security Receipts issued by CFMARC Trust – 186 (Trust floated by CFM Asset Reconstruction Private Limited)	BWR RR1	8,047.43
Security Receipts issued by CFMARC Trust – 216 (Trust floated by CFM Asset Reconstruction Private Limited)	Rating not yet due	3,234.84

iv) The company has not acquired any stressed loan during the quarter and year ended March 31, 2026

- 11 The Board of Directors of the holding company, at its meeting held on October 17, 2025, accorded in-principle approval for the transfer of an identified business undertaking of the Company by way of a slump sale. Pursuant thereto, the Company entered into a Business Transfer Agreement ('BTA') on November 28, 2025, for the transfer of the said undertaking as a going concern for a lump-sum consideration, in accordance with the terms and conditions set out therein.
- 12 The Company held an investment representing 35.41% of the total shareholding of Saija Finance Private Limited ("Saija"), including Equity Shares and Compulsorily Convertible Preference Shares (CCPS), and Saija was accordingly classified as an associate of the Company. On December 03, 2025, the Company acquired an additional 25,741,278 equity shares of Saija for a consideration of Rs. 100 lakhs, resulting in an increase in its shareholding by 31.10%. Pursuant to this acquisition, the Company obtained control over Saija and consequently, Saija became a subsidiary of the Company with effect from the date of acquisition. Subsequently, Saija Finance Private Limited was renamed as Dvara KGFS Digital Services Private Limited. The Group is required to prepare and present consolidated financial results on an annual basis in accordance with the SEBI (LODR) Regulations, 2015, as amended. Accordingly, comparative consolidated financial information relating to the year ended 31 March 2025 has been presented in these consolidated financial results. Further, the results of the subsidiary are not material to the Group for any of the periods during the year.
- 13 On November 21, 2025, the Government of India notified the four Labour Codes: the Code on Wages, 2019, the Industrial Relations Code, 2020, the Code on Social Security, 2020, and the Occupational Safety, Health and Working Conditions Code, 2020, consolidating 29 existing labour laws. The Ministry of Labour & Employment has also published draft Central Rules and FAQs to facilitate assessment of the impact arising from the revised regulatory framework. Based on the draft rules issued and the guidance provided by the Institute of Chartered Accountants of India, the Company has carried out a detailed evaluation of the potential implications of the Labour Codes, including the revised definition of wages, on its employee benefit obligations. Based on such assessment, the Company has determined that the implementation of the Labour Codes does not result in any material impact on the Statement of Profit and Loss for the period. The Company continues to monitor the finalisation of the Central and State Rules and any further clarifications issued by the Government. Any impact, if arising pursuant to such developments, will be evaluated and accounted for in accordance with the applicable accounting standards.
- 14 The figures for the quarter ended March 31, 2026 and March 31, 2025 are the balancing figures between the audited figures in respect of the year ended March 31, 2026 and March 31, 2025 and the published year-to-date figures up to the nine months ended December 31, 2025 and December 31, 2024, respectively, which were subjected to limited review.
- 15 The comparatives for previous periods have been regrouped/reclassified wherever necessary to conform to the current period presentation.

Place : Chennai
Date : May 13, 2026


LVLN Murty
Managing Director & CEO
DIN : 09618861

